

Model Paper “Occupational Health Safety & Environment”
Diploma for Vocational Teacher Development (DVTD)
Annual Examination 2014 & Onward

OBJECTIVE

Part – A




Roll No. _____

Time: 15 Mins

Marks 10

Note: This Part is compulsory. It should be attempted on question paper and returned to the supervisory staff after the prescribed time. Cutting, overwriting and use of lead pencil is not allowed. Supervisory staff is required to attach it with the answer book.

Q-1. Choose the correct answer and encircle it.

1. What should you do if you find any unsafe condition on workplace?
a. ignore it b. stop work and call supervisor c. call his family member
2. What's mean by hazard?
a. A chance, danger, damage b. A game c. A movie
3. Head hat use for?
a. Eye protection b. Head protection c. Hand protection
4. What should you do in emergency condition?
a. Call 1122 b. Ignore it c. Go to home
5. We should stop our car on?
a. Red signal b. yellow signal c. Green signal
6. Safety goggles protect ours?
a. foot b. Eyes c. Arms
7. What mean by this singe? 
a. Parking b.No parking c. Reduce the speed
8. This singe is for? 
a. Smoking b. no smoking c.no entry
9. This singe is for? 
a. Kitchen b. emergency exit c. Enter
10. In case of fire we should call?
a. 1124 b. 15 c. 16

=====

Model Paper “Occupational Health Safety & Environment”
Diploma for Vocational Teacher Development (DVTD)
Annual Examination 2014 & Onward

SUBJECTIVE
PART-B

Time: 2:15 Hours

Marks: 40

SECTION-I

Q. 1 Write the short answer to any Twelve (12) from the following questions. 12 x 2 = 24

- 1) What you mean by occupation?
- 2) What you know about hazards explain it?
- 3) Describe importance of the “HAND GLOVES” in safety equipment?
- 4) What should you do in emergency condition?
- 5) Explain the importance of “OHSE”?
- 6) Explain the types of hazard?
- 7) When do we use protective goggles?
- 8) Do you know about these signs, explain.



- 9) Explain the need of OHSE in teachers?
- 10) What is this?



- 11) Tell the level of Risk assessment?
- 12) Explain the Risk?
- 13) What does it mean by safety drills?
- 14) This sign is for?



- 15) This sign is for



- 16) This sign is for?



- 17) These safety Drills use in emergency condition of?



- 18) This safety drill for condition?



SECTION- II

Note: Attempt any two (2) questions.

8x2=16

Q2: Explain personal protective equipment (PPE)?

Q3: Explain Effective communication system for health and safety information?

Q4: Explain Basic Hazards?

=====